


Create your
book in
30
seconds
online!




Step One

The magic mirror is the beginning & end of your child's adventure. Choose to have a photo of them displayed in the mirror frame, or leave as a real reflective mirror. Both options = 1 happy child! :)



Step Two


The next step in the process is to add your little one's name to the book, this will appear throughout the story. Next, pick a hero character which best resembles your photo!



Step Three

The final step is to write a special message which will be displayed at the front of your book. You also have the option to leave this section blank, and then hand write your own when you receive your story.

To Grace,
Enjoy your
adventure!
Love Daddy
X



...it really is that *simple!*